



**SHEERIN STONE
INTERNATIONAL
2026**



BRING NATURE TO LIFE
SHEERINSURFACE.COM



SHEERIN STONE
INTERNATIONAL
2026

BRING NATURE TO LIFE

BRING NATURE
TO LIFE



SHEERIN

2026

BRAND INTRODUCTION

SHEERIN, A lifestyle brand specializing in high-end custom private residence rock slabs.

SHEERIN With "newness, uniqueness and avant-garde" as its core, it integrates top Italian resources and develops a differentiated product system that combines performance and aesthetics with a forward-looking perspective to spaces.

Adhering to the brand philosophy of "bring nature to life", **SHEERIN** transforms natural aesthetics into a perceptible warmth of life, awakening users' delicate perception of a beautiful lifestyle.



SHEERIN & 2026



BRING NATURE TO LIFE
SHEERINSURFACE.COM

INDEX

Process Surface 09-16

Body Surface 17-18

Specification Of Rock Plate 19-20

Technical Characteristics 21-22

SHEERIN Brand Products 23-180

Countertop Edge Profile 181-182

Technical Performance 183

Packaging Information 184

SHEERIN



CASHMERE FINISH



NATURAL FINISH

SURFACE

2026

PROCESS SURFACE

CASHMERE FINISH

It has a silky cashmere feel, soft and dense. The surface is made of real stone glaze to create a three-dimensional effect of stone recesses, pursuing the true texture of the stone and restoring its natural feel.

NATURAL FINISH


The texture is smooth and pure, with tiny particles appearing in the light. It blends purity and calm, creating a peaceful, serene feel.



NATURAL FINISH-IMPRINT



LUCIDATO FINISH



LUCIDATO FINISH-CRYSTAL



LUCIDATO FINISH-DIAMOND

NATURAL FINISH -IMPRINT

The touch is smooth, and the exquisitely carved patterns are like engraved marks. Under the light, they emit a delicate and soft sparkle, fully demonstrating the refinement and transparency of the natural texture.

LUCIDATO FINISH

The surface is transparent and mirror-like without any ripples, presenting a uniform and bright reflective effect.

LUCIDATO FINISH -CRYSTAL

The transparent mirror surface is covered with colorful crystal particles, which refract brilliant light under the illumination, just like the twinkling stars in the night sky.

LUCIDATO FINISH -DIAMOND


Decorate the transparent lens surface with colorful crystals that shimmer with patterns, like shooting stars streaking across the night sky, presenting a dynamic and beautiful appearance.



TEXTURED FINISH-SOFT



TEXTURED FINISH-STRIPE



TEXTURED FINISH-VEIN



TEXTURED FINISH-CLASSIC

TEXTURED FINISH -SOFT

It has a "soft and smooth" feel, with a slightly undulating texture on the surface, and feels as skin-friendly as cashmere when touched.

TEXTURED FINISH -STRIPE

The surface presents smooth and rhythmic parallel lines, with a delicate touch and a distinct three-dimensional effect, replicating the unique texture of the classic marble grooved surface.

TEXTURED FINISH -VEIN

The texture features well-defined, undulating patterns, with a clear, three-dimensional vein structure. It feels as though shaped by the passage of time and the forces of nature, appearing serene but full of hidden strength.

TEXTURED FINISH -CLASSIC

Rugged yet retaining a sense of delicacy, like ancient enamel and old stone slabs, the subtle undulations reveal a pure and understated tactile experience.



TEXTURED FINISH-FUSION



TEXTURED FINISH-GENTLE



TEXTURED FINISH-EMBELLISH



TEXTURED FINISH-GORGEOUS

TEXTURED FINISH -FUSION

The texture feels rich and textured, with strong patterns interwoven with prominent grooves, creating an orderly variation. It resembles thick rock layers, intricately formed, revealing deep layers and a majestic beauty, like a creation of nature.

TEXTURED FINISH -GENTLE


The surface feels smooth and delicate, like the soft touch of jade. It resembles the surface of a warm crystal with finely etched lines, offering clear layers and a skin-friendly texture that exudes a luxurious experience.

TEXTURED FINISH -EMBELLISH

The surface is simple and earthy, yet adorned with a soft, smooth texture. Like tears gently falling on the skin, the pearl-like delicacy is embedded within the rock and soil, with finely detailed patterns that reveal understated elegance.

TEXTURED FINISH -GORGEOUS

The unique texture blends together, where heavy patterns and smooth particles merge naturally. It's like amber subtly emerging within the rock layers, balancing strength with softness in a distinctive way.



SURFACE

2026


BODY SURFACE

SHEERIN rock slabs achieve a high degree of consistency in color between the body and the surface through the "same color for the body and surface" technology. Combined with the "14 major process surfaces" system, they deeply restore the original texture and touch of natural materials, endowing the space with a high-end feel that is seamlessly integrated.

SIZE

2026

SPECIFICATION OF ROCK PLATE



● THICKNESS
12mm

● SIZE
1600x3200mm





HIGNRESISTANCE TO SCRATCH



GREEN PRODUCTS



LOW WATER ABSORPTION



HIGH RESISTANCE TO CHEMICALS



HEAT RESISTANT



FREEZING RESISTANT



STAIN RESISTANT



HIGH TENSILE STRENGTH



FIREPROOF MATERIAL



HIGHLY UV RESISTANT

TECHNICAL

2026

TECHNICAL CHARACTERISTICS

SHEERIN rock plate is a lifestyle brand specializing in high-end custom private residence rock plates.

SHEERIN rock slabs come in a wide range of colors and patterns. The rich product range can be matched with any space.

SHEERIN rock slabs have superior performance and feature multiple advantages such as "wide application range", "fire resistance", "wear resistance", "easy cleaning", and "health and environmental protection".

SHEERIN rock slabs can be widely applied in various scenarios, such as kitchen countertops, bathroom countertops, stairs, walls, floors, etc. Due to its UV-resistant and non-color-changing properties.

SHEERIN rock slabs are highly suitable for outdoor Spaces. Their hard surface ensures that they are not scratched by common hard objects in daily life.

SHEERIN rock plates have both thermal conductivity and thermal shock resistance. POTS and basins can be directly heated on the rock plates without worrying about thermal damage.

SHEERIN rock slabs are sintered at temperatures above 1200 degrees Celsius and will not be burned in a big fire like wood products and quartz stone.

SHEERIN rock slabs have superior scratch resistance compared to other panel products and can withstand daily wear and tear.

SHEERIN rock slabs never cause any concern when it comes to cleaning. In daily use, only ordinary cleaning products are needed to clean stains thoroughly. Its resistance to acid and alkali corrosion makes it even more resistant to the erosion of various chemical substances.

SHEERIN rock plate is an inorganic non-metallic material with a nearly zero water absorption rate, which is healthy and environmentally friendly and can come into direct contact with food.

SHEERIN rock slabs are produced with the world's most advanced production equipment and the highest quality raw materials. Every production detail is strictly controlled by the highest quality inspection standards, all for providing the best products to consumers.

LUXURY

Spring Pink

SH-3216G1280

Textured Finish-Gorgeous / 4D Full Body
1600x3200mm / 12mm / Bookmatch AB (2)



Process Surface



Textured Finish-Gorgeous

Body Surface



4D Full Body





● LUXURY SERIES / SPRING PINK / SH-3216G1280



Alaska White

SH-3216G1286

Textured Finish-Gorgeous / 70-Degree White Body
1600x3200mm / 12mm / Bookmatch AB (2)



Process Surface



Textured Finish-Gorgeous





● LUXURY SERIES / ALASKA WHITE / SH-3216G1286



Fantasy Bvlgari

SH-3216S1275


Cashmere Finish / 4D Full Body
1600x3200mm / 12mm / Bookmatch AB (2)




Process Surface



Cashmere Finish



Body Surface



4D Full Body





● LUXURY SERIES / FANTASY BVLGARI / SH-3216S1275



Tiramisu

SH-3216G1279

Textured Finish-Gorgeous / 4D Full Body
1600x3200mm / 12mm / Patterns (1)




Process Surface



Textured Finish-Gorgeous

Body Surface



4D Full Body





● LUXURY SERIES / TIRAMISU / SH-3216G1279



Travertine Latte

SH-3216G1289

Textured Finish-Gorgeous / 70-Degree White Body
1600x3200mm / 12mm / Patterns (1)





● LUXURY SERIES / TRAVERTINE LATTE / SH-3216G1289



Pebble

SH-3216G1253

Textured Finish-Gorgeous / Beige Granule Body
1600x3200mm / ±12mm / Patterns (1)



Process Surface



Textured Finish-Gorgeous

Body Surface



Beige Granule Body



Pandoria

SH-3216G1251

Textured Finish-Gorgeous / Gray-Red Large Granule Body
1600x3200mm / 12mm / Bookmatch AB (2)



Process Surface



Textured Finish-Gorgeous



Panda Gold

SH-3216G1263

Textured Finish-Gentle / 4D Full Body
1600x3200mm / 12mm / Bookmatch AB (2)



Process Surface



Textured Finish-Gentle

Body Surface



4D Full Body



Bianco Swan

SH-3216D1249

Textured Finish-Classic / 4D Full Body
1600x3200mm / 12mm / Bookmatch AB (2)



Process Surface



Textured Finish-Classic

Body Surface



4D Full Body




Black Swan

SH-3216D1250

Textured Finish-Classic / 4D Full Body
1600x3200mm / 12mm / Bookmatch AB (2)



Process Surface



Textured Finish-Classic

Body Surface



4D Full Body



Rosso Levanto

SH-3216G1257

Textured Finish-Gorgeous / 4D Full Body
1600x3200mm / 12mm / Bookmatch AB (2)



Process Surface




Textured Finish-Gorgeous

Body Surface



4D Full Body



Peacock Verde

SH-3216G1258

Textured Finish-Gorgeous / 4D Full Body
1600x3200mm / 12mm / Bookmatch AB (2)



Process Surface




Textured Finish-Gorgeous

Body Surface



4D Full Body



Tiffany Green

DZ-3216G12089


Textured Finish-Gorgeous / 4D Full Body
1600x3200mm / 12mm / Bookmatch AB (2)



Bianco Namibia

SH-3216P1288

Lucidato Finish-Crystal / 70-Degree White Boby
1600x3200mm / 12mm / Bookmatch AB (2)



Process Surface



Lucidato Finish-Crystal

Splendor Silver

CO-1632G1272


DGG Structured Finish / 68-Degree White Boby
1600x3200mm / 12mm / Bookmatch AB (2)



Cyan Monet

SH-3216G1252

Textured Finish-Gentle / 70-Degree White Boby
1600x3200mm / 12mm / Bookmatch AB (2)



Process Surface



Textured Finish-Gentle

Statuario Rosso

SH-3216G1262

Textured Finish-Gentle / 70-Degree White Boby
1600x3200mm / 12mm / Bookmatch AB (2)



Process Surface




Textured Finish-Gentle

Violet Bvlgari

SH-3216G1247

Textured Finish-Gentle / 70-Degree White Boby
1600x3200mm / 12mm / Bookmatch AB (2)



Process Surface




Textured Finish-Gentle

Nero Bvlgari

SH-3216G1248

Textured Finish-Embellish / Extra Black Boby
1600x3200mm / 12mm / Bookmatch AB (2)



Process Surface



Textured Finish-Embellish

Apollo

EP-3216G1241

Textured Finish-Gentle / 70-Degree White Boby
1600x3200mm / 12mm / Bookmatch AB (2)



Process Surface



Textured Finish-Gentle

Palermo

EP-3216H1241

Honedt Finish / Blue Boby
1600x3200mm / 12mm / Bookmatch AB (2)



Process Surface




Honedt Finish



Ink Inspiration

•EP-3216S1203 Cashmere Finish 70-Degree White Boby 1600x3200x12mm
•EP-3216P1203 Polished Finish 70-Degree White Boby Bookmatch AB (2)



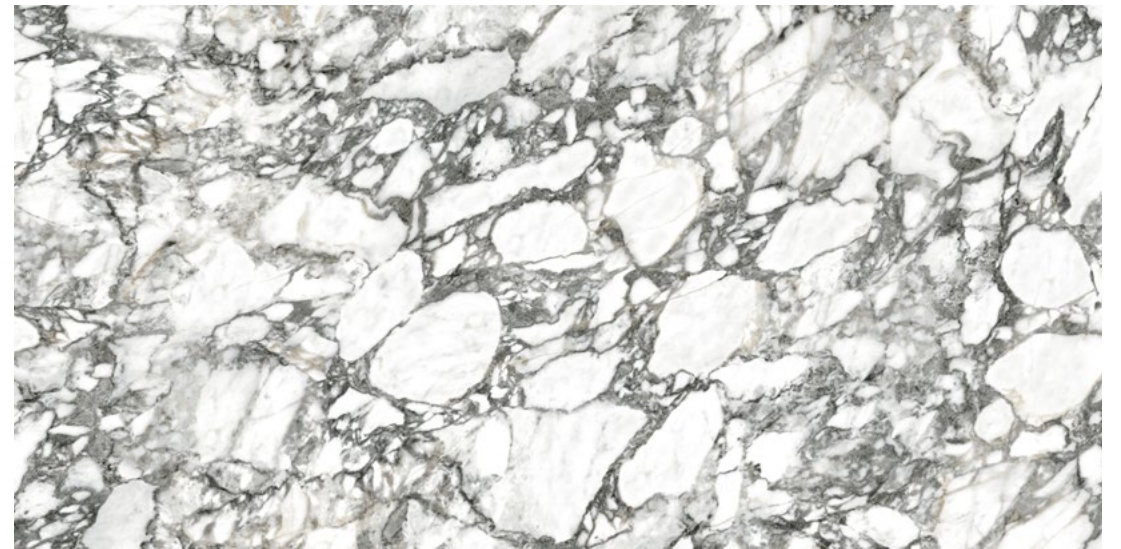
Fendi White

•CO-1632S1261 Carved Silky Finish 65-Degree White Boby 1600x3200x12mm
Continuous (1)



Four Seasons Pink

•EP-1632S1228 Cashmere Finish Pink Boby 1600x3200x12mm
Bookmatch AB (2)



Arabescato Bvlgari

•EP-3216S1240 Cashmere Finish 63-Degree White Boby 1600x3200x12mm
Bookmatch AB (2)



Verde Alpi

•CO-1632M1201 Structured Finish Dark Green Boby 1600x3200x12mm
Bookmatch AB (2)



Arabescato Gold

•EP-3216S1213 Cashmere Finish 63-Degree White Boby 1600x3200x12mm
Bookmatch AB (2)



Golden Times

●EP-3216S12121 Cashmere Finish 63-Degree White Boby 1600x3200x12mm
Bookmatch AB (2)



New Pandoria

●EP-1632S1206 Cashmere Finish 63-Degree White Boby 1600x3200x12mm
Bookmatch AB (2)



Ocean Green

●CO-1632S1203 Carved Silky Finish 65-Degree White Boby 1600x3200x12mm
Bookmatch AB (2)




Panda Nuovo

●EP-3216S1217 Cashmere Finish 63-Degree White Boby 1600x3200x12mm
Bookmatch AB (2)



Panda White

●CO-1632S1214 Carved Silky Finish 65-Degree White Boby 1600x3200x12mm
Bookmatch AB (2)



Kuroca

●EP-3216N12339 Natural Finish Black Boby 1600x3200x12mm
Patterns (1)

ONYX

Raya Ice

EP-3216P1276

Lucidato Finish-Crystal / 70-Degree White Boby
1600x3200mm / 12mm / Bookmatch AB (2)



Process Surface



Lucidato Finish-Crystal

Raya Smoke

EP-3216P1277

Lucidato Finish-Crystal / 70-Degree White Boby
1600x3200mm / 12mm / Bookmatch AB (2)



Process Surface



Lucidato Finish-Crystal

Bianco Onyx

DZ-3216P12779

Lucidato Finish-Crystal / 65-Degree White Boby
1600x3200mm / 12mm / Bookmatch AB (2)



Onice Perla

EP-3216S1215

Cashmere Finish / 70-Degree White Boby
1600x3200mm / 12mm / Bookmatch AB (2)



MARBLE

Psyche

SH-3216D1281

Textured Finish-Soft / 70-Degree White Boby
1600x3200mm / 12mm / Bookmatch AB (2)



Process Surface



Textured Finish-Soft





MARBLE SERIES / PSYCHE / SH-3216D1281



Fior Di Bosco

SH-3216D1283 / DZ-3216P1283

Textured Finish-Fusion+Lucidato Finish-Crystal / Light Gray Granule Body+70-Degree White Body
1600x3200mm / 12mm / Bookmatch AB (2)



Process Surface



Textured Finish-Fusion

Process Surface



Lucidato Finish-Crystal






● MARBLE SERIES / FIOR DI BOSCO / SH-3216D1283




Statuario

SH-3216G1204

Textured Finish-Gentle / 70-Degree White Boby
1600x3200mm / 12mm / Bookmatch AB (2)



Process Surface



Textured Finish-Gentle



Beige Segesta

SH-3216G1261

Textured Finish-Gentle / 70-Degree White Boby
1600x3200mm / 12mm / Bookmatch AB (2)



Process Surface



Textured Finish-Gentle



Calacatta White

SH-3216D1201 / DZ-3216P1201

Textured Finish-Soft+Lucidato Finish-Crystal / 70-Degree White Boby
1600x3200mm / 12mm / Bookmatch AB (2)




Process Surface



Textured Finish-Soft

Process Surface



Lucidato Finish-Crystal


Calacatta Gold

SH-3216D1202 / DZ-3216P1202

Textured Finish-Soft+Lucidato Finish-Crystal / 70-Degree White Boby
1600x3200mm / 12mm / Bookmatch AB (2)




Process Surface



Textured Finish-Soft

Process Surface



Lucidato Finish-Crystal

Bianco Carrara

DZ-3216P12778

Lucidato Finish-Crystal / 65-Degree White Boby
1600x3200mm / 12mm / Bookmatch AB (2)




Camouflage

SH-3216S1283

Cashmere Finish / 65-Degree White Boby
1600x3200mm / 12mm / Bookmatch AB (2)



Process Surface



Cashmere Finish

Sliver Root

EP-3216D1293

Textured Finish-Fusion / Ivory Granule Body
1600x3200mm / 12mm / Bookmatch AB (2)



Process Surface



Textured Finish-Fusion

Grigio Root

EP-3216D1294

Textured Finish-Fusion / Medium Gray Body
1600x3200mm / 12mm / Bookmatch AB (2)



Process Surface




Textured Finish-Fusion

Marmo Turco

SH-3216D1242

Textured Finish-Fusion / Light Gray Granule Body
1600x3200mm / 12mm / Bookmatch AB (2)



Process Surface



Textured Finish-Fusion

Body Surface





Light Gray Granule Body

Nero Collemandina

SH-3216G1205

Textured Finish-Embellish / Extra Black Body
1600x3200mm / 12mm / Bookmatch AB (2)



Process Surface



Textured Finish-Embellish



Calacatta Venato

●EP-3216S1216 Cashmere Finish 63-Degree White Boby 1600x3200x12mm
Bookmatch AB (2)



Statuario Select

●EP-3216S1201 Silky Finish 63-Degree White Boby 1600x3200x12mm
●EP-3216P1201 Polished Finish 70-Degree White Boby Bookmatch AB (2)



Alpine White

●EP-3216S12101 Silky Finish 65-Degree White Boby 1600x3200x12mm
Bookmatch AB (2)



Cararra Gold

●EP-3216S12102 Silky Finish 65-Degree White Boby 1600x3200x12mm
Bookmatch AB (2)



Calacatta Oro

●EP-3216S1202 Silky Finish 63-Degree White Boby 1600x3200x12mm
●EP-3216P1202 Polished Finish 70-Degree White Boby Bookmatch AB (2)



Calacatta Borghini

●EP-3216S1227 Silky Finish 63-Degree White Boby 1600x3200x12mm
Bookmatch AB (2)



Invisible White

● EP-16321204N Natural Finish 60-Degree White Boby 1600x3200x12mm
Bookmatch AB (2)



Taj Mahal

● EP-3216S1223 Silky Finish 48-Degree White Boby 1600x3200x12mm
Bookmatch AB (2)



Calacatta Imperial

● EP-3216S1207 Silky Finish 65-Degree White Boby 1600x3200x12mm
Bookmatch AB (2)




Brazil Calacatta Grey

● EP-3216S1236 Silky Finish 65-Degree White Boby 1600x3200x12mm
Bookmatch AB (2)



Amani Crema

● EP-3216N1207 Natural Finish 60-Degree White Boby 1600x3200x12mm
Patterns (1)




Amani Grey

● EP-3216N1206 Natural Finish Light Gray Boby 1600x3200x12mm
Patterns (1)



Marfil Select

●EP-3216N1222 Natural Finish 65-Degree White Boby 1600x3200x12mm
Patterns (3)



Pulpis

●EP-3216P1218 Polished Finish Brown Boby 1600x3200x12mm
Bookmatch AB (2)



Pulpis Grey

●EP-3216N12107 Natural Finish Light Gray Boby 1600x3200x12mm
Patterns (1)




Nero Marquinia

●EP-3216N1209 Natural Finish Extra Black Boby 1600x3200x12mm
Bookmatch AB (2)



Calacatta Black

●EP-3216N1210 Natural Finish Extra Black Boby 1600x3200x12mm
Bookmatch AB (2)



Fendi Black


●EP-3216N1208 Natural Finish Extra Black Boby 1600x3200x12mm
Bookmatch AB (2)

LIMESTONE

Brescia Beige

SH-3216D1295

Textured Finish-Fusion / Ivory Granule Body
1600x3200mm / 12mm / Bookmatch AB (2)



Process Surface



Textured Finish-Fusion

Body Surface




Ivory Granule Body






● LIMESTONE SERIES / BRESCIA BEIGE / SH-3216D1295






Ivory Limestone

● SH-3216D1259 Textured Finish-Vein 58-Degree White Boby 1600x3200x12mm
Patterns (3)




Limestone

● EP-1632N1208 Natural Finish 48-Degree White Boby 1600x3200x12mm
● EP-1632D1208 Digital Structured Finish 58-Degree White Boby Patterns (1)+(3)



Pierre Bleu ● SH-3216D1265 Textured Finish-Gentle Extra Black Large-Grain Granule Body 1600x3200x12mm
Patterns (3)



SANDSTONE


Basaltina Beige

SH-3216D1217

Textured Finish-Fusion / Ivory Granule Body
1600x3200mm / 12mm / Patterns (1)



Process Surface



Textured Finish-Fusion


Basaltina Dark

SH-3216D1218

Textured Finish-Classic / Dark Gray Granule Body
1600x3200mm / 12mm / Patterns (1)



Process Surface



Textured Finish-Classic

Palladium White

CO-3216D1208

Digital Structured Finish / 60-Degree White Boby
1600x3200mm / 12mm / Patterns (1)



Palladium Black

CO-3216D1209

Digital Structured Finish / Black Boby
1600x3200mm / 12mm / Patterns (1)





Aged Basalt

● DZ-3216NI289 Natural Finish 58-Degree White Boby 1600x3200x12mm
Patterns (1)



Argento Topsoil

● EP-3216MI255 Structured Finish Light Gray Granule Body 1600x3200x12mm
Patterns (1)



Gris Topsoil

● EP-3216MI256 Structured Finish Gray-Brown Granule Body 1600x3200x12mm
Patterns (1)






Basalt Beige

●EP-3216MI231 Structured Finish Beige Granule Body 1600x3200x12mm
Patterns (3)



Basalt Origin

●EP-3216D1231 Textured Finish-Classic Ivory Granule Body 1600x3200x12mm
Patterns (3)



Basalt Black

●SH-3216D1232 Textured Finish-Classic Dark Gray Granule Body 1600x3200x12mm
Patterns (3)






Sabbia Pewter

● EP-3216M1213 Structured Finish Large Granule Body 1600x3200x12mm
Patterns (1)



Illumina Stone

● EP-3216D1225 Digital Structured Finish Medium Gray Granule Body 1600x3200x12mm
Bookmatch AB (2)



Negresco Extra

● EP-3216N1219 Natural Finish Coffee Boby 1600x3200x12mm
Patterns (1)



TRAVERTINE

Travertino Storm

SH-3216D1282

Textured Finish-Fusion / Ivory Granule Body
1600x3200mm / 12mm / Bookmatch AB (2)



Process Surface



Textured Finish-Fusion





● TRAVERTINE SERIES / TRAVERTINO STORM / SH-3216D1282



Travertino Lane Crawford

SH-3216D1274

Textured Finish-Fusion / 4D Full Body
1600x3200mm / 12mm / Patterns (1)



Process Surface



Textured Finish-Fusion





● TRAVERTINE SERIES / TRAVERTINO LANE CRAWFORD / SH-3216D1274



Rapolano

SH-3216D1273

Textured Finish-Classic / Beige Granule Body
1600x3200mm / 12mm / Patterns (1)



Process Surface



Textured Finish-Classic

Body Surface



Beige Granule Body



Caterina

SH-3216D1254

Textured Finish-Fusion / Ivory Granule Body
1600x3200mm / 12mm / Bookmatch AB (2)



Process Surface



Textured Finish-Fusion

Body Surface



Ivory Granule Body



Galaxy

EP-3216N1205

Natural Finish / Light Gray Boby
1600x3200mm / 12mm / Bookmatch AB (2)



Process Surface



Natural Finish



Navona

SH-3216D1203

Textured Finish-Fusion / 60-Degree White Boby
1600x3200mm / 12mm / Patterns (1)



Navona Cross-Cut

SH-3216D1298

Textured Finish-Fusion / 60-Degree White Boby
1600x3200mm / 12mm / Bookmatch AB (2)



Rapolano Cross-Cut

SH-3216D12100


Textured Finish-Fusion / 60-Degree White Boby
1600x3200mm / 12mm / Patterns (1)



Bianco Travertine Bevel-Cut

SH-3216D1275

Textured Finish-Vein / 60-Degree White Boby
1600x3200mm / 12mm / Bookmatch AB (2)



Bianco Travertine

SH-3216D1267

Textured Finish-Vein / 58-Degree White Boby
1600x3200mm / 12mm / Patterns (1)



Process Surface



Textured Finish-Vein

Cream Travertine

SH-3216D1272

Textured Finish-Vein / 58-Degree White Boby
1600x3200mm / 12mm / Patterns (1)



Bianco Travertino

DZ-3216D12091

Textured Finish-Fusion / 60-Degree White Boby
1600x3200mm / 12mm / Patterns (1)



Brown Travertino

DZ-3216D12092

Textured Finish-Fusion / Coffee Boby
1600x3200mm / 12mm / Patterns (1)



Bianco Silkline

DZ-3216D12090

Textured Finish-Vein / 60-Degree White Boby
1600x3200mm / 12mm / Patterns (1)



Silkline

EP-3216D1233

Digital Structured Finish / Beige Boby
1600x3200mm / 12mm / Patterns (1)



Bianco Roma Travertino

EP-1632N1217 / EP-1632D1217

Natural Finish+Digital Structured Finish / 48-Degree White Boby+60-Degree White Boby
1600x3200mm / ✂ 12mm / Patterns (1)



Roma Travertino

EP-1632D1218

Digital Structured Finish / 60-Degree White Boby
1600x3200mm / ✂ 12mm / Patterns (1)



TERRAZZO

Terrazzo

EP-3216M1214


Structured Finish / Large Granule Body
1600x3200mm / 12mm / Patterns (1)



Process Surface



Structured Finish



CEMENT

Cement Bianco

SH-3216D1264

Textured Finish-Fusion / 60-Degree White Boby
1600x3200mm / 12mm / Patterns (1)



Process Surface



Textured Finish-Fusion





Ivory Terra

● EP-3216N1235 Natural Finish 60-Degree White Boby 1600x3200x12mm
Patterns (3)




Ecrú Terra

● EP-3216D1237 Digital Structured Finish Beige Boby 1600x3200x12mm
Patterns (3)



Gris Sheerin

● EP-3216N1211 Natural Finish Light Gray Boby 1600x3200x12mm
Patterns (3)



METAL

Metal Silver

EP-3216D1245

Textured Finish-Classic / 60-Degree White Boby
1600x3200mm / ✂ 12mm / Patterns (1)



Process Surface



Textured Finish-Classic


Metal Bronze

SH-3216D1246

Textured Finish-Classic / Light Gray Boby
1600x3200mm / ✂ 12mm / Patterns (1)



Process Surface



Textured Finish-Classic

WOOD

Rovere Honey Moon

EP-3216D1224

Digital Structured Finish / Beige Boby
1600x3200mm / 12mm / Patterns (1)



Process Surface



Digital Structured Finish

American Oak

EP-1632D1219

Digital Structured Finish / Coffee Boby
1600x3200mm / 12mm / Patterns (1)




Process Surface



Digital Structured Finish


PLAIN

● PLAIN SERIES




Bianco Hera

● EP-3216NI218 Natural Finish 65-Degree White Boby 1600x3200x12mm
Patterns (1)




Pearl White

● EP-3216SI219 Silky Finish 65-Degree White Boby 1600x3200x12mm
Patterns (1)




Absolute White

● EP-3216N1220 Natural Finish 70-Degree White Boby 1600x3200x12mm
Patterns (1)



Absolute White


● EP-3216M1220 Structured Finish 70-Degree White Boby 1600x3200x12mm
Patterns (1)





Absolute Black

● EP-3216N1221 Natural Finish Extra Black Boby 1600x3200x12mm
Patterns (1)



Absolute Black


















● EP-3216M1221 Structured Finish Extra Black Boby 1600x3200x12mm
Patterns (1)



EDGE TYPE

2026
















COUNTERTOP EDGE PROFILE

Veneer Edge Profile	<ul style="list-style-type: none"> • 1x1 Safety Edge 	<ul style="list-style-type: none"> • 1/4 Round Edge 	<ul style="list-style-type: none"> • 1/2 Round Edge 		
	<ul style="list-style-type: none"> • R5 Arc-Shaped Edge 	<ul style="list-style-type: none"> • Reverse Bottom Bevel 			
Spliced Edge Type	<ul style="list-style-type: none"> • 45-Degree Beveled Edge 	<ul style="list-style-type: none"> • Beveled Begonia Edge 			
	Bottom Hanging Edge Type	<ul style="list-style-type: none"> • Countertop Overhang, 1x1 Safety Edge 	<ul style="list-style-type: none"> • Countertop Downward Overhang, Curved Edge Profile 	<ul style="list-style-type: none"> • Countertop Downward Overhang with Reverse Buckle, 1x1 Safety Edge 	
Special Edge Profile		<ul style="list-style-type: none"> • Stone-like Water Stopper Edge, Reverse Buckle 	<ul style="list-style-type: none"> • Non-standard Front Apron, Leveling with Gasket Strips 		
	Special Edge Profile	<ul style="list-style-type: none"> • 45° Downward Overhang of Finished Surface 	<ul style="list-style-type: none"> • Special Bevel Front Water Stop 	<ul style="list-style-type: none"> • Brand-New Special Edge Profile Process 	
		<ul style="list-style-type: none"> • Straight Edge Front Waterstop Process 	<ul style="list-style-type: none"> • Water-Stop Process Before The Bevel 		

PERFORMANCE

2026

TECHNICAL PERFORMANCE

Physical-Chemical Properties	Standard Of Test	Sheerin Average Value	*Average Value
 Sides	EN ISO 10545-2	±0,3% MAX (±1,0 mm MAX)	Conforme Complying
 Thickness	EN ISO 10545-2	±5,0% MAX (±0,5 mm MAX)	Conforme Complying
 Straightness Of Sides	EN ISO 10545-2	±0,3% MAX (±1,5mm MAX)	Conforme Complying
 Rectangularity	EN ISO 10545-2	±0,3% MAX (±1,5mm MAX)	Conforme Complying
 Surface Flatness	EN ISO 10545-2	±0,4% MAX (±1,8 mm MAX)	Conforme Complying
 Water Absorption	EN ISO 10545-3	≤ 0,5%	≤ 0,1%
 Breaking Strength	EN ISO 10545-4	S ≤ 700 N (<7,5 mm) S 2 1.300 N (>7,5 mm) R ≥ 35 N/mm ²	6mm: S ≥ 1.100 N R ≥ 48N/mm ² 12mm: S ≥ 4.000 N R ≥ 48N/mm ²
 Impact Resistance	EN ISO 10545-5	Valore Dichlara To Declared Value	> 0,80
 Abrasion Resistance	EN ISO 10545-6	≤ 175 mm ³	< 150 mm ³
 Coefficient Of Linearthermal-Expansion	EN ISO 10545-8	-	α=6,5x10 ⁻⁶ C ⁻¹
 Resistance To Thermal Shocks	EN ISO 10545-9	Test Stuperato Secondo En Iso 10545-1 Pass According En Iso 10545-1	Nessun Danno No Damage
 Frost Resistance	EN ISO 10545-12	Test Stuperato Secondo En Iso 10545-1 Pass According En Iso 10545-1	Nessun Danno No Damage
 Resistance To Chemicals	EN ISO 10545-13	B Min.	A La Ha
 Resistance To Stains	EN ISO 10545-14	Valore Dichlara To Declared Value	5
 Lead And Cadmium Discharge	EN ISO 10545-15	Valore Dichlara To Declared Value	< Than Instrument Limit

INFORMATION

2026

PACKAGING INFORMATION

20GP

LOADING DEAILS (A Frame)

Sizes	Kg/piece	Pieces	Pallet	Sqm	Kg
1600x3200x6mm	75	144	3	737.28	10800
1600x3200x12mm	145	72	3	368.64	10656
1200x2800x6mm	50	324	6	1088.64	16200
1200x2800x9mm	73	240	6	806.4	17520
1200x3000x4mm	30	396	3	1425.6	11880

LOADING DEAILS (H Wooden Frame)

Sizes	Kg/piece	Pieces	Pallet	Sqm	Kg
1600x3200x12mm	145	166	7	849.92	24568

40GP

LOADING DEAILS (A Frame)

Sizes	Kg/piece	Pieces	Pallet	Sqm	Kg
1600x3200x6mm	75	352	8	1802.24	26400
1600x3200x12mm	145	192	8	983.04	28416
1200x2800x6mm	50	486	9	1630.96	24300
1200x2800x9mm	73	360	9	1209.6	26280
1200x3000x4mm	30	855	9	3078	25650